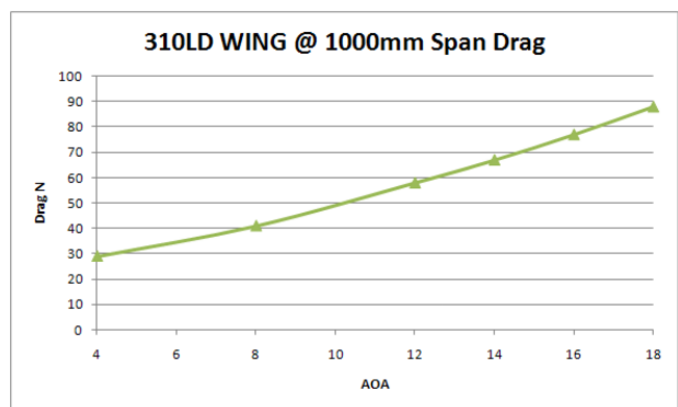
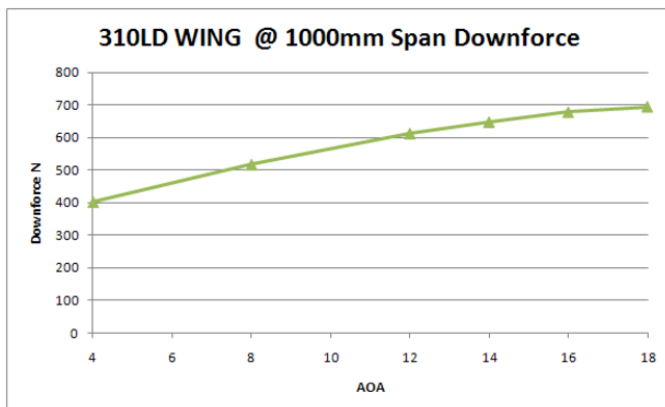


UNIVERSAL 310MM CHORD HIGH DOWNFORCE CARBON REAR WING

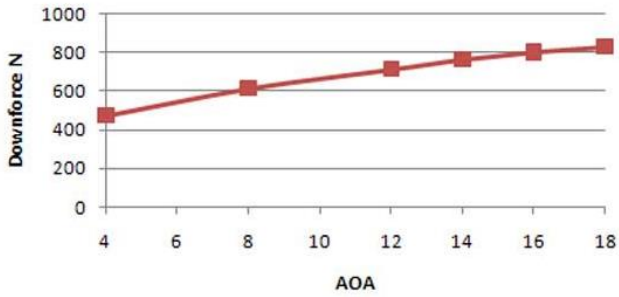
The data given below was produced by Easy CFD_G software, all other widths have been calculated only using the wing width approximation formula. The wing profile was designed to give a range of downforce levels from moderate to reasonably high, depending on the deployed angle of attack and chosen span, with very good efficiency in terms of downforce to drag ratio.

*** Data marked in red show that the wing has either stalled or was close to stalling and has been omitted from the graphs ***


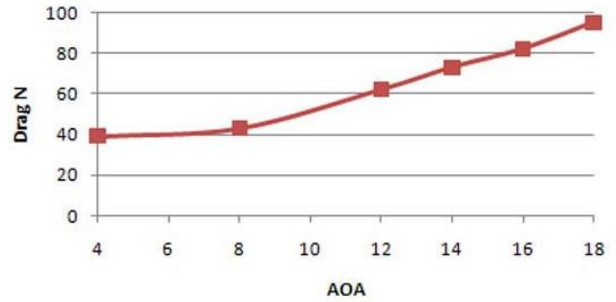
AoA	1000mm Wingspan				1245mm Wingspan			
	Downforce (N)	Drag (N)	L/D	BHP Absorbed	Downforce (N)	Drag (N)	L/D	BHP Absorbed
4	473	39	12.1	2.3	589	49	11.5	2.9
8	613	43	14.3	2.6	763	54	8.9	3.2
12	712	62	11.5	3.7	886	77	7.6	4.6
14	763	73	10.5	4.4	950	91	7.0	5.4
16	802	82	9.8	4.9	998	102	6.5	6.1
18	828	95	8.7	5.7	1031	118	6.1	7.0
AoA	1400mm Wingspan				1700mm Wingspan			
	Downforce (N)	Drag (N)	L/D	BHP Absorbed	Downforce (N)	Drag (N)	L/D	BHP Absorbed
4	662	55	11.5	3.3	804	66	11.5	4.0
8	858	60	8.9	3.6	1042	73	8.9	4.4
12	997	87	7.6	5.2	1210	105	7.6	6.3
14	1068	102	7.0	6.1	1297	124	7.0	7.4
16	1123	115	6.5	6.8	1363	139	6.5	8.3
18	1159	133	6.1	7.9	1408	162	6.1	9.6



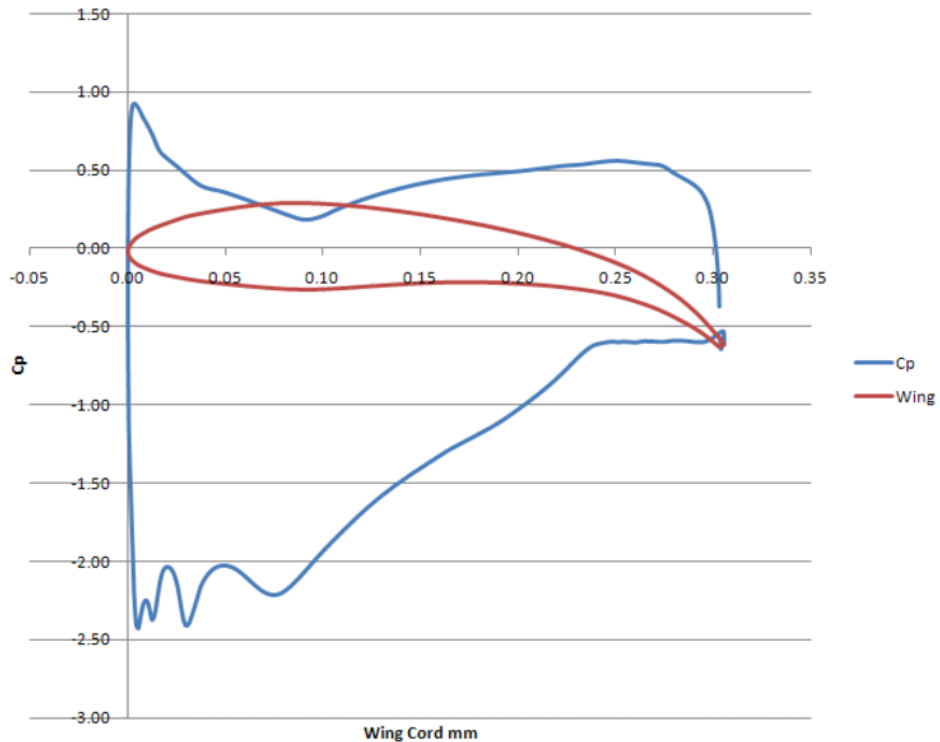
310mm High D/force Wing @ 1000mm Span Downforce



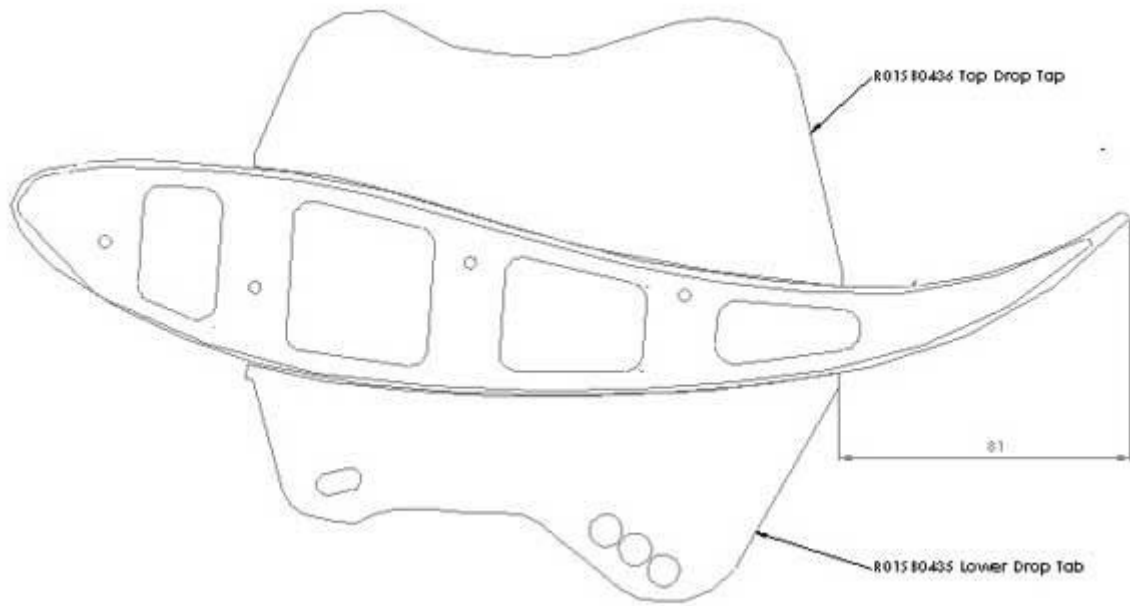
310mm High D/force Wing @ 1000mm Span Drag



310mm High Downforce (A) R01SB0429 Pressure Plot @ 12 deg AoA



310mm High Downforce Wing cross section drawing
 Top and Bottom T mount brackets shown

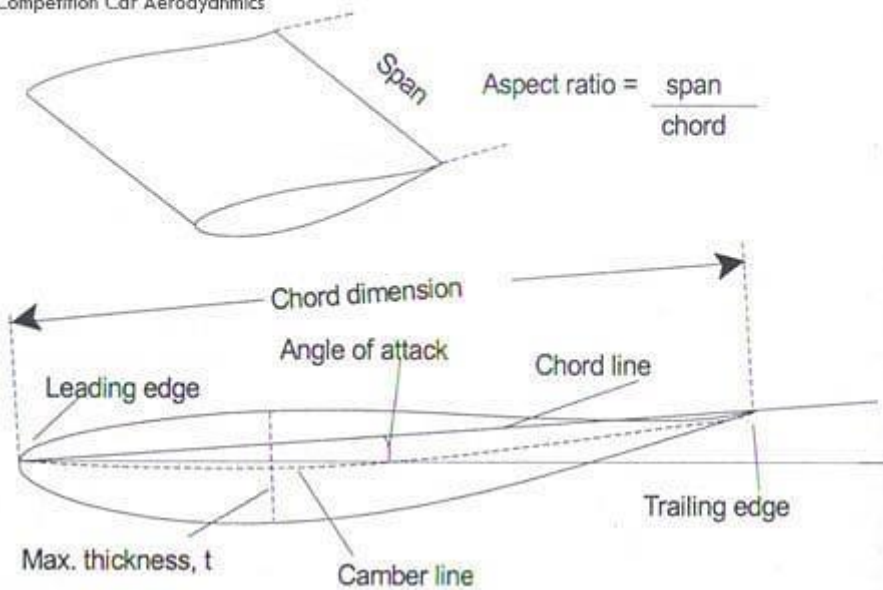


310MM HDownforce Chord wing cross section showing internal longitudinal supports.



Figure 5-1 Wing terminology.

Image courtesy of Simon McBeath
 Competition Car Aerodynamics



ORDERING INFORMATION

These autoclaved carbon fibre wings feature internal longitudinal stringers and alloy end spars with 4x M4 threaded inserts for mounting between supports or for affixing end plates. The wing comes supplied with support tabs (top or bottom mounted please specify), rivets and adhesive for post or pillar mounting. Alternatively the end plates can be removed & the wing mounted between wing uprights.

Also specify any special end-mount fixing details when ordering.

You may also like to order the optional 5mm or 10mm high gurney flaps. These can improve the lift / drag performance and reduce the onset of stall at higher angles of attack. These can be bonded on with adhesive or in some cases a high strength double-sided tape with suitable surface preparation. These can be purchased at a later date if required. Replacement end plates are also available separately.